

thinknx

Thinknx

ABOUT US

Thinknx is the official brand of Pulsar Engineering srl, a leading company in the field of Home & Building Automation for more than 15 years. Thanks to the skills and experiences of its staff, Pulsar Engineering has lead to the development of different devices accomplishing the first goal of the project: the creation of a powerful supervision system for houses, industrial and commercial buildings, named Thinknx.

A strong passion for technology and innovation as well as constant researches in the automation market drive Thinknx staff to work for improving products closer to the final users' everyday needs such as comfort, power management, building security, energy saving and also for integrating always more building automation protocols. The result is a complete, reliable, easy-to-use and smart system.

Starting from the design & development to the assembly, the entire productive procedure takes place in the head quarter in Milan by high-qualified staff performing every step with care for the details and providing the unique Italian style.

Thanks to the membership with the KNX Association and the Z-Wave Alliance, Thinknx has reached today a global view in the evolution of these worldwide protocols extending its solution to a great amount of devices.

Thinknx actually counts on several distributors and partners from different parts of the world, who all share the same vision for innovation and give an additional value to the products.





Introducing our products and services

Thinknx servers bespoken universal multiprotocol controllers	10
Envision touch panel with integrated controller	12
Supervision system unlimited control possibilities	16
Cloud services easy connection and management	36
Audiofy native KNX multiroom audio solution	40
Brickbox universal KNX gateway	44

A complete solution

THINKNX SUPERVISION SYSTEM

ThinkNx is the original multi-purpose supervisor for building automation that allows to manage all the functions of the systems integrated into your smart home or building.

The different functions of home automation are handled by ThinkNx through a simple, appealing, highly customizable and multiplatform interface that allows to intimately and freely interact with the system using your iPhone, iPad, Android tablets and smartphone, Windows Player.

The entire Thinknx system, which comprehends hardware and software, is 100% made in Italy.



RESIDENTIAL HOUSES

Create custom interfaces to control smart houses enhancing your living and providing better comfort, security, saving and easiness.



COMMERCIAL BUILDINGS

Manage smart buildings to speed up routine operations, simplify maintenance and improve energy savings while adding value due to integrated systems.

A real advantage

FOR OWNERS AND SYSTEM INTEGRATORS

ThinkKnx system comprehends all the parts needed to transform the building automation in a real advantage for the building owner enhancing benefits in many areas including saving on energy costs, limiting environmental impact and improving building security and safety.

It is a complete solution that helps also system integrators. Through very simple, intuitive and versatile tools, they are guided to create outstanding user interfaces easy to deploy and to maintain, to fulfill all the customers expectations. Our efficient and qualified technical support gives an additional value to ThinkKnx system.

SCALABLE

ThinKnx guarantees flexibility and scalability of the installation so it can be adapted to all the customers' needs. It supports installations on simple plants with integrated standard systems and meets the needs of more complex buildings allowing a huge quantity of systems to communicate to each other. Integration and interoperability are favoured by the easiness during the configuration activity.



thinknx



OTHER
BUSES



HIGHLY CUSTOMIZABLE

Both graphics and logics can be decided during the configuration phase through an easy procedure.

All the graphics that will appear in the supervision software can be decided by the user. The supervision project can be multiuser in order to give the final user the control of different views and commands of the same plants.

Security is also guaranteed thanks to the use of restrictions and PIN codes.





We control

BUILDING AUTOMATION

Direct connection to the KNX bus
Z-Wave controller on board
Unlimited KNX-datapoint control
Electrical switching
Dimming regulation
RGB Led control through KNX
Blinds control
Generic timers
Scenes management
Philips Hue integration with KNX

Complex logical and mathematical functions
Reading and sending of analog values
SMS gateway
Generic gateway
Management of technical alarms with push notifications, e-mails and automatic page change
Voice Control
Smart irrigation system

VOIP & INTERCOM

Integration of audio/video door stations for Windows, iPad, iPhone and Android clients
VoIP SIP server included

Simplified installation for devices of the following manufacturers:
Mobotix, 2N, Comelit, TCS, Doorbird

LOADS CONTROL & REPORTS

Intelligent loads control
Smart metering with P1 interface
Differential or impulse counter

Monitoring of analog values and sending of reports via email as lists or as interactive charts.

them all!

HOME ENTERTAINMENT

Integrated control of audio/video devices and systems:

- Audiofy
- Tutondo
- Audio/Video multiroom matrix
- AMX, Autopatch, Kramer, Atlona, Gefen

- Amplifiers Denon, Onkyo, Cambridge Audio
- Serial gateway
- IR Trans and Global Caché for infrared control
- Internet of Things gateway
- Sonos
- Ethernet gateway

SECURITY & CCTV

Visualization of IP Cameras with MJPEG or RTSP video flow

Integrated control of security panels:

- Bentel: KyoUnit, Kyo320, Absoluta
- Tecnoalarm (Tecno Out protocol)
- Paradox

- Elcron: MP508TG
- Aritech Advisor Master and Advanced
- Honeywell Galaxy
- Inim
- Urmet
- Siemens SPC

HVAC

Heating & cooling management with weekly timer

Built-in regulator feature

Temperature or modality based schedule



All trademarks are of their respective owners. These are mentioned solely for informational purposes and on them Thinknx does not have any rights.

For further details visit www.thinknx.com

Discover ThinkNnx servers

ThinkNnx servers are the heart of the whole solution. All the devices are designed and optimized to manage an entire automation system. They are built for continuous operation with fanless processing device and have enough horsepower even for the most complex multi room buildings. Linux operating system and industrial solid state memories guarantee enhanced system reliability.

Further appealing characteristics are the direct KNX connection driven by proprietary stack, a very low power consumption and plenty of ports to integrate third party devices.

The Micro server empowers all these features using less than 1 Watt!

Envision offers the same performances and also the UI in 7" or 10" touchscreen.





Compact

Standard automation
Unlimited KNX groups
Unlimited clients
Multimedia control
Reports until 20MB
Light web page
Voice control

Power: 12-18 VDC - 1A Max
1x EIB/KNX port
1x network port
1x standard RS232
2x USB ports
KNX telegrams led

Micro

Standard automation
Unlimited KNX groups
Unlimited clients
IR Transmitter
Reports until 20MB
Light web page
Voice control

Power: 12-24 VDC - 1A Max
1x EIB/KNX port
1x network port
KNX telegrams led
Consumption 1 Watt

Rack

Standard automation
Unlimited KNX groups
Unlimited clients
Multimedia control
VoIP
Modbus
Reports until 20MB
Light web page
Voice control

1x EIB/KNX port
2x serial ports for RS232 or RS485
1x standard RS232
4x USB ports
2x Ethernet ports

Micro ZWave

Standard automation
Unlimited KNX groups
Unlimited clients
IR Transmitter
Z-Wave transceiver
Reports until 20MB
Light web page
Voice control

Power: 12-24 VDC - 1A Max
1x EIB/KNX port
1x network port
KNX telegrams led
Embedded ZWave Controller
Consumption 1 Watt

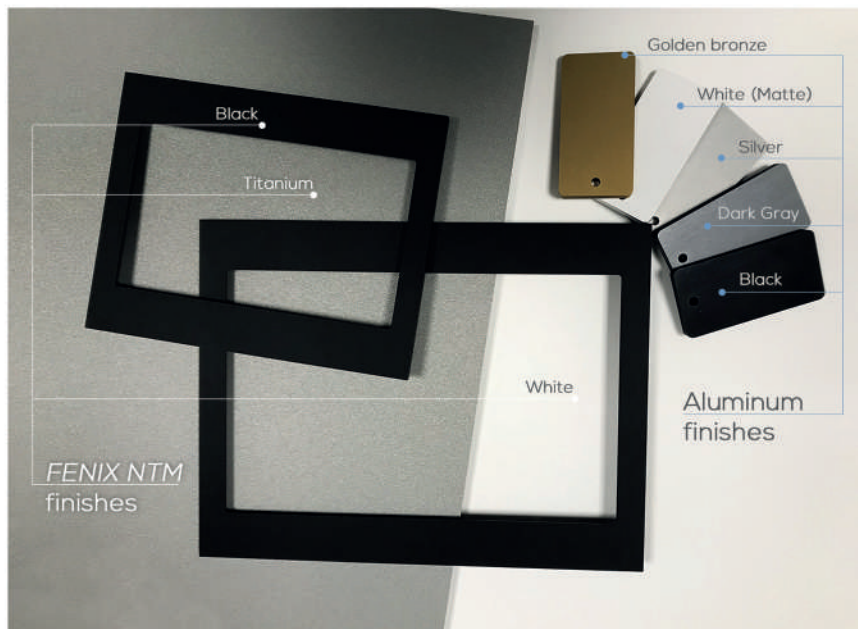
Envision Touch Controller

Thinknx Envision is the elegant and smart all-in one touch server that acts as user interface to control your automation just with low power consumption.

Available with 7" and 10" touch capacitive display, it is characterized by a modern design and high-quality materials that make it the ultimate solution to suit every customer's request.

Internal loudspeaker, microphone and the built-in VoIP PBX permit to use this device as intercom client allowing it to communicate with any VoIP (SIP) doorcoms and with the major IP intercoms supported. Powered by Linux OS and directly connected to KNX TP without additional hardware, Envision can establish a bidirectional interaction with external devices, providing the building more power and flexibility. Integrated Voice Control functionalities permits to manage the entire automation system through easy vocal commands.





Envision frames

Envision touch panel provides a complete range of stylish frames for both 7" and 10" sizes. Tailor-made by Italian artisans with high care for details, frames are available of anodized aluminum and Fenix NTM in several different colors. Both external surfaces are pleasant to touch and very elegant and give the Envision touch panel an extraordinary added value. Customization is possible upon request.

Anodized aluminum:

- Black
- Silver
- Dark grey
- Gold
- White (matte)

Fenix NTM:

- Black
- Titanium
- White



Envision 7

Standard automation
 Unlimited KNX groups
 Unlimited clients
 IR Transmitter
 Reports until 20MB
 Light web page
 Voice Control

Power: 12-24 VDC - 1.5A Max
 1x EIB/KNX port
 1x network port
 7" capacitive touch screen
 158x93mm visible area,
 1024x600 resolution
 Linux operating system



Envision 10

Standard automation
 Unlimited KNX groups
 Unlimited clients
 IR Transmitter
 Reports until 20MB
 Light web page
 Voice Control

Power: 12-24 VDC - 1.5A Max
 1x EIB/KNX port
 1x network port
 10" capacitive touch screen
 217x136mm visible area,
 1280x800 resolution
 Linux operating system

Several options are available in addition to the base models:

ENVISION T embeds temperature, humidity, light and proximity sensors. It can become a complete chronothermostat with advanced regulation algorithms and weekly scheduling. Up to 2 loads can be controlled with on board relays, 4 inputs to receive digital or analog signals and 4 IR transmitters to command external devices like HVAC splitters or A/V equipments.

ENVISION Z-WAVE, thanks to a radio transceiver, acts as Z-Wave controller extending the functionalities of Thinknx solution to wireless standard

ENVISION CLIENT without server features included, it acts as a standard additional user interface with the enhanced reliability of the always connected power and network



	Micro	Micro ZWave	Compact	Rack	Envision	Envision ZWave
UNLIMITED CLIENTS	●	●	●	●	●	●
IR TRANSMITTER	●	●	●	●	●	●
REPORT UNTIL 20MB	●	●	●	●	●	●
LIGHT WEB PAGE	●	●	●	●	●	●
Z-WAVE TRANSCEIVER	—	●	○	○	—	●
AUDIO/VIDEO	—	—	●	●	—	—
SECURITY	—	—	○	○	—	—
DOORCOM AND PBX	○	○	○	●	○	○
EXTENDED REPORT	○	○	○	○	○	○
AUTOMATION	—	—	○	●	—	—
LUTRON	—	—	○	○	—	—
PHILIPS HUE	○	○	○	○	○	○
BTICINO MYHOME	○	○	○	○	○	○
SONOS	○	○	●	●	○	○
FULL WEB PAGE	—	—	○	○	—	—
VOICE CONTROL	●	●	●	●	●	●
ETHERNET GATEWAY LICENSE	●	●	●	●	●	●



included feature



optional feature



feature not available



ThinKnX Configurator

ThinKnX Configurator is the tool for the creation and development of the supervision project. It allows to create all the connections needed between the graphic interface and the actual devices that are part of the system. With simple steps and intuitive parameters, graphical interfaces can be compiled with an high customization and used with all clients and all devices.

Just as easily, the user can create logics and configure system elements in order to achieve integration between all the devices. Finally, the tool allows to load the project on client devices and servers with differentiated exports according to the specific user.



ThinkKnX Clients

ThinkKnX software suite comprehends a wide range of native applications to cover practically any mobile platform and operating system. Downloading the proper app, it is possible to take control of the system from iPad, iPhone, Android tablets and smartphones, Windows touch screen and PC with the same ease of use and efficiency. Native applications, embedding all the graphics inside the mobile device, grant also the best possible performance during remote Wi-Fi or 3G connection, thus ensuring an uncomparable user experience.

Easy and intuitive interface

Graphical user interface is completely customizable following the needs of the final user. A multilevel structure will help to proceed inside the supervision since the first glance. The retractable main menu allows a pleasant navigation through the various functions simply scrolling them. Every function can contain an unlimited number of graphical pages.

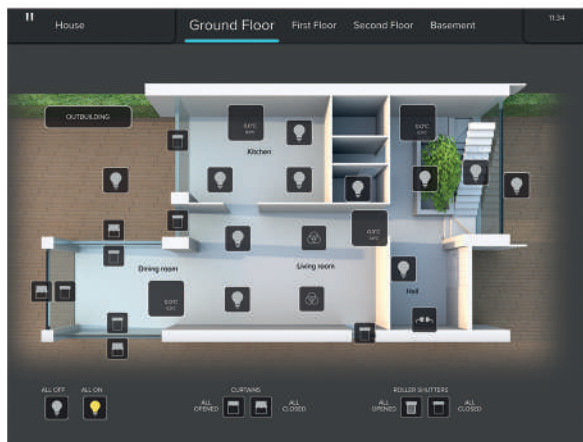
The interface automatically complies with the resolution and orientation of the device in use, boosting readability and speeding up operations.

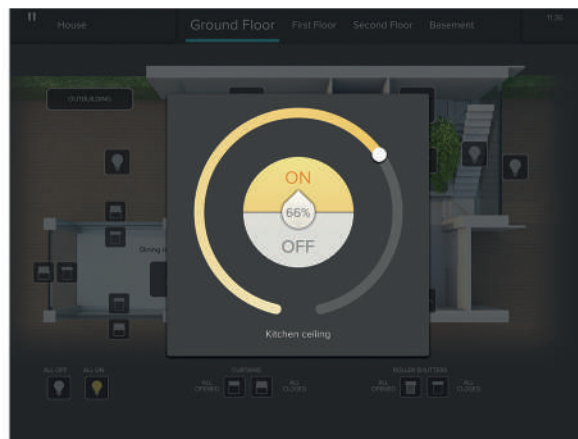
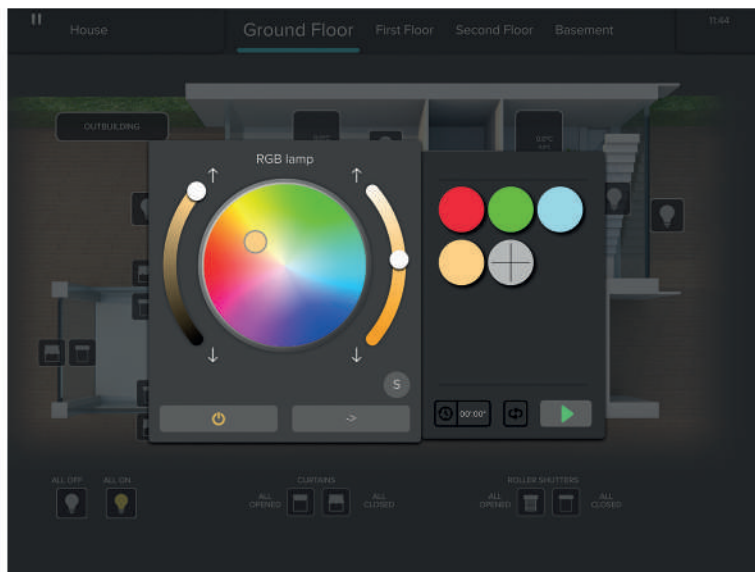


Customizable graphics

The appearance of every single function, page or object can be totally edited. For example it is possible to add a personalized background to a page (floor plan or photo) and freely position the objects (lights, motorizations, thermostats, etc.). A predefined icon set is available for every graphical object besides to the possibility to import on purpose created graphic.

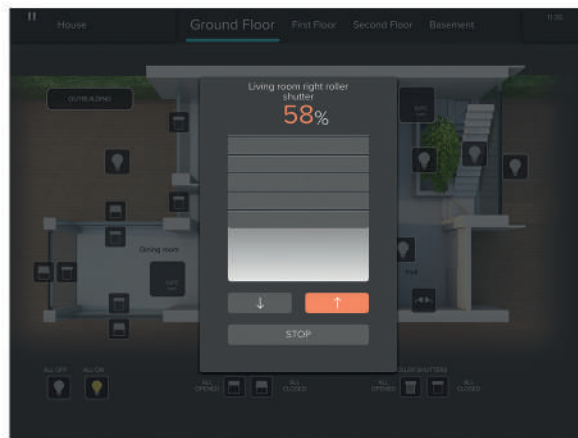
Thinknx supports multi-languages with particular focus on right-to left languages (Arab, Persian, Hebrew) and Chinese. Thanks this functionality it is possible to use all the Unicode characters set in every label and text field.





Pop-ups for complex operations

For objects that require multiple user inputs, such as dimmers, RGB lights, motorizations, chronothermostats, timers etc., the system automatically prompts dialogs designed for the specific features of the object. This will help to maintain pages clear and to avoid to overcrowd them with excessive repeated buttons.





Heating and cooling regulation...

Intelligent climate control is crucial for a better life quality.

ThinKnx allows the user to operate and regulate heating, ventilation and air-conditioning in a seamless intuitive and easy way in order to provide the desired thermal comfort and indoor air quality in the most efficient way.

ThinKnx powered smart-home will be able to automatically react to the changes of indoor or outdoor conditions: shades will raise or lower following sun times, heating or cooling will stop if a window is open and will start to welcome you back home with the perfect temperature.



...and weekly schedule

Besides the possibility to change home temperature from bed or from other side of the world, ThinKnX allows also to schedule the desired thermal comfort for each room of the house during the week, to grant the right temperature at the right time.

Self-explanatory dialogs plan temperatures or heating modality in winter or summer. Specifically designed views present the running settings in a comprehensive way to have the impression that the system is doing something that was not expected.

To have a global view of the modes scheduled by the user there is a summary view where he can see all the modalities set for each day of the week.



Scenes recording, launching ...

Repetitive operations will never be so boring. Through scenery objects it is possible to record multiple actions and to perform back them with a simple button in the graphical user interface or even with a normal on-wall push button. Sceneries can combine commands for any device of the system and are one of the most important bricks to build and adapt the automation system to the needs of daily life. Recorded sceneries can always be edited and easily updated with simple operations.

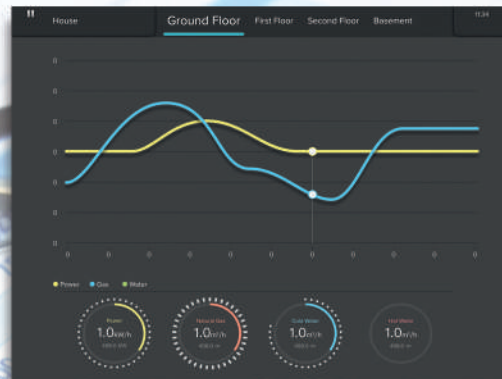


...and scheduling

Further benefits come from the possibility to automatically launch the recorded sceneries basing on a weekly time schedule or on an external action or trigger event. For instance, it is possible to automate the closure of all the shutters and the arming of the alarm system at a specific time in the evening if someone is in the house. Sceneries can also be concatenated and actions can be separated with pauses.

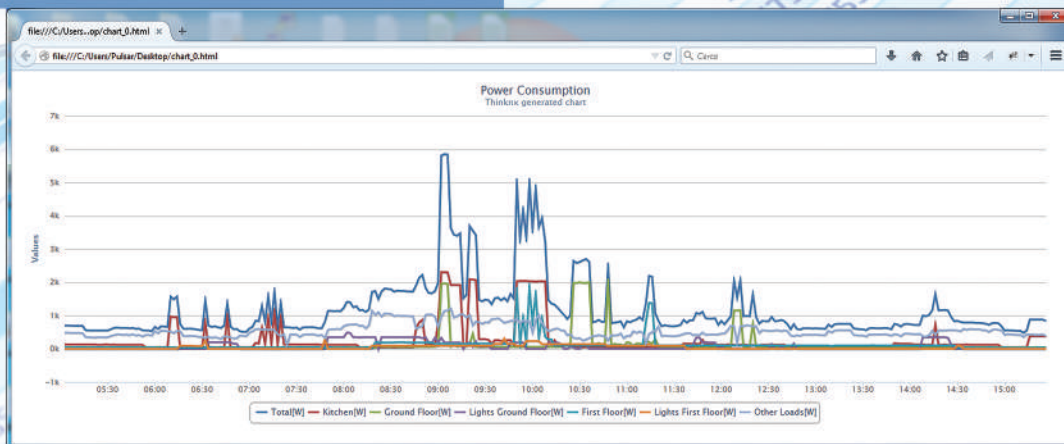
REPORTS

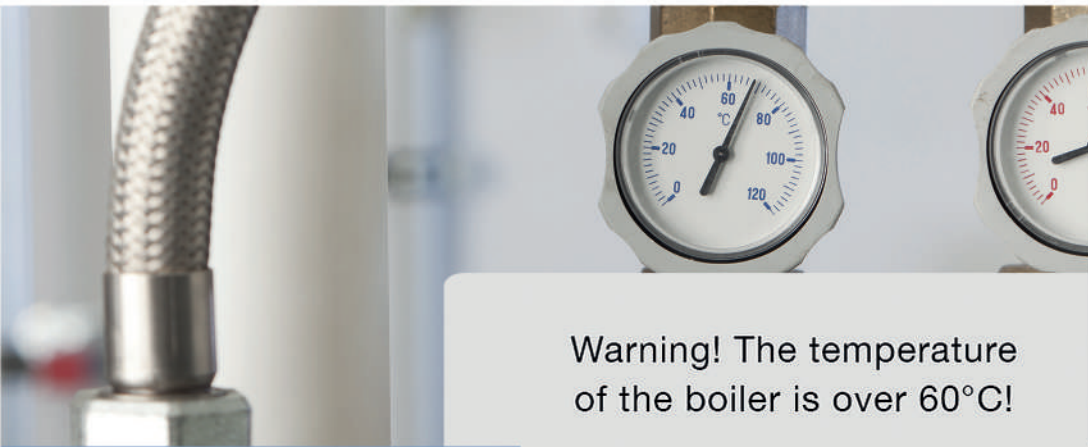
ThinKnx not only regulates building functions, but also compiles data to help owners to further increase the efficiency and comfort of their buildings. Any data like room temperatures, humidity levels, power consumptions, etc. can be stored locally in the server or in the cloud with a desired granularity and buffered for a predetermined span of time. The same data can be e-mailed in a tabular form or as interactive auto-generated charts.



CHARTS

Data collected by the server can be consulted in realtime directly from the user interface through interactive and responsive charts. The multitude of plotting options and the possibility to include more data sets in the same chart, allows to deeply analyze the behaviour of the building and to find correlations between habits of the inhabitant and results in term of energy consumption and efficiency. It can help also to early identify and diagnose problems into the systems.





Warning! The temperature
of the boiler is over 60°C!


SMART METERING

ThinKnx provides all the tools needed to analyze, compare and optimize energy flows and consumptions. In addition to statistical tools like charts and reports, it is possible to combine the usage of multiple energy sources easily and efficiently. The system can automatically use electricity from solar panels when it is available or schedule energy-consuming operations according to the most convenient supplier tariffs.

OK

NOTIFICATIONS

Although remote control allows to always stay informed on what is happening at home, ThinKnx will also send alarm messages when some kind of important event is occurring. In case of alarm it is possible to receive push notifications, SMS or even emails that will help to react as fast as possible to the occurred technical problem, camera detection, intrusion or even door call.



IP CAMERAS AND CCTV

The complete home and building control gives the possibility to watch what is really happening thanks to cameras. ThinKnx permits to visualize practically every IP-camera and to create pages with multiple views and with interactive objects, to be able to verify in realtime the result of a remote operation or to check if an alarm is true or false.


Also analog cameras are supported using IP-videoserver or integrated digital video recorder.



 Front Door

 Gate

 Garage

 Door Light

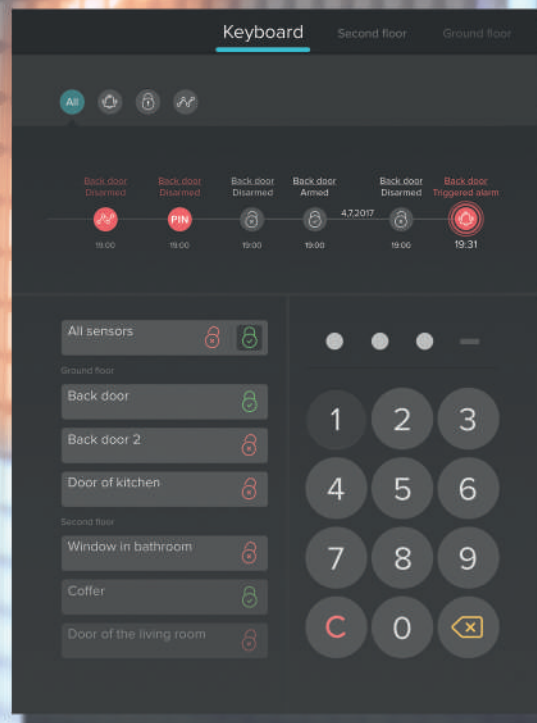


DOOR COMMUNICATION

Answering to a door call when you are laying beside the pool is now possible using ThinKnx native apps. They are designed to support VoIP based door communication and to permit the complete management of gates and entrances. ThinKnx also embeds a VoIP server that facilitates system configuration and grants no missed call even when the app is running in background. Moreover, door camera can also be used to trigger events, sceneries like any other system camera.

ALARM DEVICES

Thanks to the integration of numerous alarm systems, from the supervision software it is possible to perform all the most common operations like viewing the status of sensors or arming a partition also remotely. Furthermore, alarm components can be used inside the integrated system to trigger actions, from the most simple, like turning on a light on movement, to the most complicated ones like performing particular sceneries when alarm is operated by a specific user.



PRESENCE SIMULATION

It is more difficult to receive unwelcome visits at home if someone is inside. On holidays, you can give the impression that someone is dwelling into the house using presence simulator. When activated, it will perform a specific set of operations in a pseudo-random order and time, like turning on lights, opening and closing curtains, playing music, in order to make it appear that the house was occupied.



Use your voice as your remote control

No smartphones, tablets or apps: now you can simply use your voice to have the control over your whole house. Amazon Echo, the smart speaker connected to the intelligent personal assistant Alexa, is able to manage, through easy vocal commands, everything integrated inside Thinknx system such as lights, temperatures, shutters, security, scenes, multimedia etc. The voice commands are translated to low level actions independently from the underlying protocol and technology (KNX, Z-Wave, Modbus etc).




Apple Homekit

Thinknx is also an Apple Homekit gateway. Thanks to this function it permits to connect all the integrated protocols to iDevices that will leverage them. You will be able to command KNX using Siri from your phone, from your Apple Watch or using the shortcuts created by iOS operating system. It will be even easier to recall your favorite scene, to receive notifications or to have the control of the house at your wrist.



Internet of Things

In addition to the already embedded protocols, ThinkKnX gives the chance to connect and control almost any kind of device thanks to a wide set of configurable link ports. Using ethernet, for instance, custom strings can be sent to devices to perform desired operations. Generic http requests can be associated to particular events and data transfers on serial ports can drive a scenery or other actions. MQTT and other IoT specific protocol are available to communicate with the always growing number of ubiquitous smart devices.



Artificial intelligence

Advanced algorithm of deep learning and behaviour analysis permit to enhance the level of automation. House will adapt to the needs of the inhabitants creating rules and routines without any programming interventions but just analysing the all-day life. Intelligent managing of thermostat is the first visible result of the internal Thinknx AI engine.

MULTIMEDIA AND A/V

The whole-house audio or video is a single, centralized system that can be controlled and enjoyed everywhere at home. In the various rooms of the house you can watch or listen to multiple independent centralized sources. ThinkKnX user interface is the most obvious way to control such systems: it will be possible to select the desired source and to control it without having any information on its position and how it is connected to the screen, for a relaxing everyday experience.



IR TRANSMITTERS

Devices which are not so sophisticated to have a dedicated control port, can be integrated into the ThinkKnX system. In fact, by means of network infrared transmitter, even the most simple CD player or satellite receiver can be controlled from the graphical interface and used in complex multiroom distributions. Furthermore, they can be integrated into sceneries and used in conjunction with other elements of the house as normal on-wall pushbuttons.



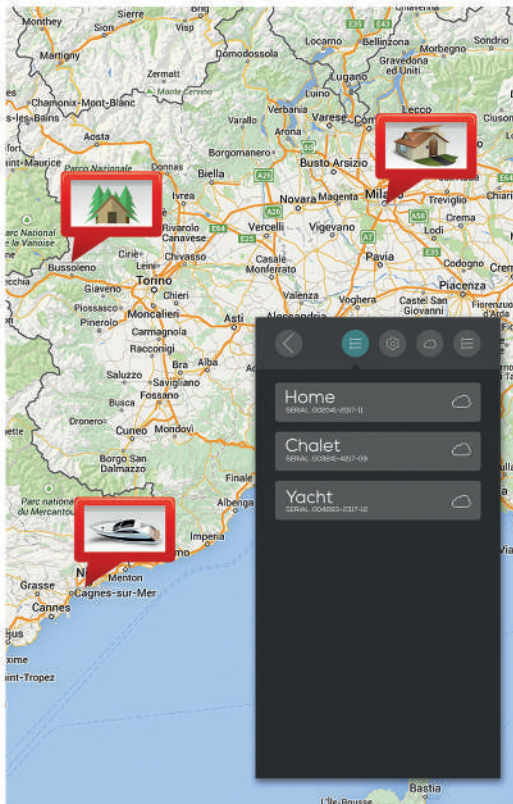
SONOS

ThinKnx integrates every feature of the Sonos system, from single track to playlist reproduction. Even devices grouping can be decided in relation to other events. Sonos can also be controlled from KNX through ThinKnx. On-wall pushbuttons can be used to turn music on or off, to play the radio, to skip tracks, to change music volume and so on, without using a tablet or a mobile phone.



AUDIOFY

Audiofy is the simple yet powerful integrated multiroom professional audio system created by ThinKnx. Only one device combines audio matrix routing, power amplifiers for each output and up to four independent network players. A native KNX TP port allows to send commands to the music system directly from other KNX devices and to receive feedbacks.



Multiproject

AND GEOLOCALIZATION

It is really common that a single user needs to control more than a plant, like main house, mountain chalet and maybe a yacht or the office. Thanks to multiproject feature it can be done easily from the same app. Just with one touch, in fact, it is possible to switch from a plant to another in a while.

The app additionally helps to choose the right plant. Using geolocalization services, distance from every plant is computed and the nearest one is suggested.

User restrictions

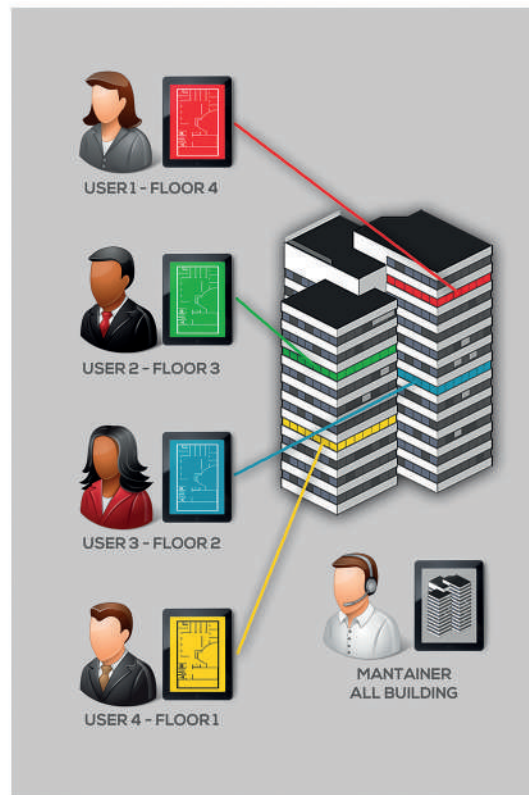
AND ELEMENTS PROTECTION

Interfaces can be customized and adapted to the single user within the same plant.

Every single functional object can be restricted to a particular user or a group of them. Thus, it is possible to create interfaces that respect hierarchy or the privacy of every single user. For instance, in a commercial building, users should be able to control just the floor of their pertinance while the building maintainer should have a vision of the entire building. The same logic can be used to control rooms in a hotel or flats in a tower.

The PIN protection feature, instead, fulfills the need to protect objects displayed in the interface which can't be excluded using restrictions feature. Indeed, in some cases customers require that the object is displayed on the interface but only a few people can control it.

PIN codes combined with user restrictions are the most powerful way to protect and customize the client application.





Thinknx Cloud

An advanced cloud service is available for free to all the Thinknx users. It simplifies the daily operations, the connection and also the maintenance and commissioning of the projects.

Thinknx cloud permits all these functions:

- Collect interesting user data from the installations and save them into a safe DB

- Automatic connection of the clients with the server without any port forwarding or router configuration

- Free dynamic DNS service

- Seamless distribution of projects from configurator to server and all the clients wherever they are

- Free push notification service

- Connection with third-party services like Amazon Alexa

- Thinknx monitoring portal

Thinknx Portal

A cloud service dedicated to system integrators and to users with multiple installations such as multi site point of sales system, cluster of villas or several branches with the same headquarters. It enables all the installed servers to be virtually connected regardless of their physical position and for them to be controlled with a centralised Thinknx user interface.

Each user also has access to a customizable web page that groups data from all enabled installations into charts and reports, and that allows the user to perform the same actions on all selected servers.

The portal is a useful tool for installers as well. It permits to view logs, interact with KNX, upgrade the servers, receive notifications in case of disconnections or failure and even reboot the server.





Background services

THE REAL POWER OF THINKKNX

ThinKnx server is able to perform a considerable quantity of additional background services, for example: logical operations, message filtering, gateway towards Modbus etc..

Complex mathematical functions can be performed, for example, to compute:

- average temperature
- boiler power modulation
- loads consumption sum
- ventilations control

Moreover, ThinKnx Configurator allows to load on ThinKnx Cloud different versions of the same project. In this way, the final user just needs the server serial number and user password to update his client apps, avoiding long and complex deployment procedures.

Practical examples and a more detailed explanation can be found on our website www.thinkknx.com in the download area.

Server web interface

AN EASY INTERFACE FOR SERVER MANAGEMENT

ThinKnX server integrates also an internal web server that allows to perform remote maintenance of the system.

The user from these pages can control the server status, update the firmware or reboot it. He can also enable or disable features through licenses management or authenticate clients devices. Indeed, to grant a secure connection, client devices that want to connect to ThinKnX server must be authenticated.

A realtime KNX group monitor is available to control KNX traffic and to read and write a particular group. The server displays also log messages regarding operations carried out in order to facilitate researches and troubleshooting. Logs can be filtered by a topic base and be exported to a csv file.

The image displays three screenshots of the ThinKnX server web interface. The top-left screenshot shows the 'Configuration upload' page with a file upload button and instructions. The top-right screenshot shows the 'Licenses & codes' page with a barcode scanner icon and fields for license codes. The bottom screenshot shows the 'Monitor' page, which includes a 'Knx bus monitor' section with a graph, a 'Bus messages' table, and a 'SEND TELEGRAM' section for sending messages to the bus. The 'Bus messages' table has columns for TIME, NO MESSAGE, RECEPTION, and DATA.

TIME	NO MESSAGE	RECEPTION	DATA
15:49:33.521	1/1/5	30/1	21.4
15:50:33.545	1/1/5	30/1	21.4
15:51:33.575	1/1/5	30/1	21.4
15:52:33.649	1/1/5	30/1	21.4
15:53:33.590	1/1/5	30/1	21.4

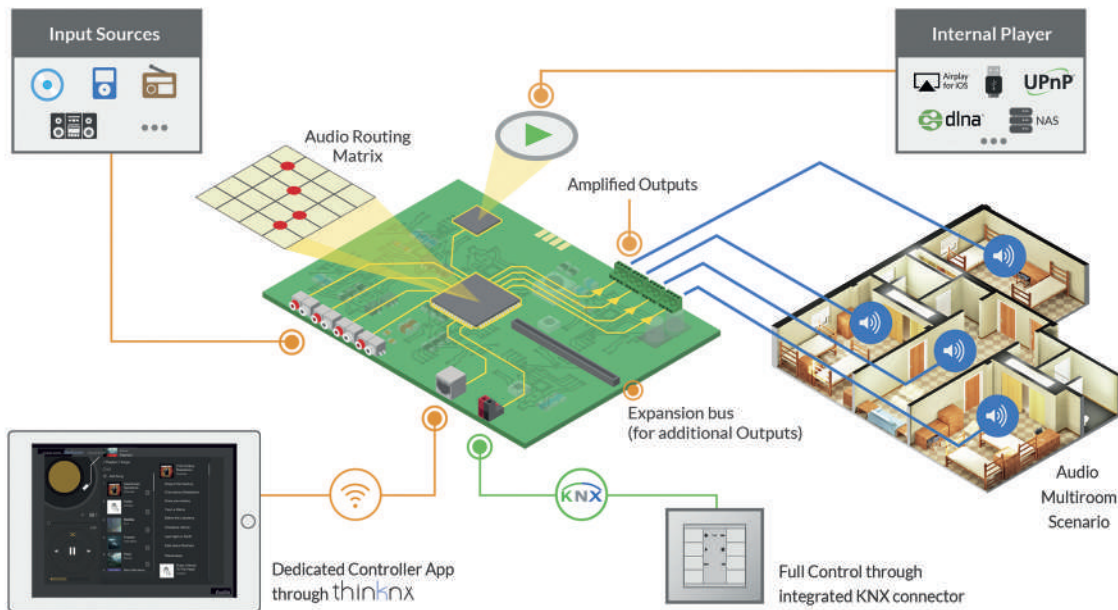


KNX native professional
multiroom audio system



ThinKnx Audiofy: the easiest way to enjoy your music...

Audiofy is the simple yet powerful integrated multiroom professional audio system created by Thinknx. Only one device combines audio matrix routing, power amplifiers for each output and up to four independent network players. The system permits to spread audio contents from external analog sources or from internal players towards up to 36 rooms with superior pure sound quality.



...fully integrated in the automation system

Thanks to the many protocols supported, Audiofy is perfectly integrated inside automation systems. A native KNX TP port allows to send commands to the music system directly from other KNX devices and to receive feedbacks. Moreover, a complete set of Apps grants a total control over your music listening experience coming from USB stick, network radios or from the most common streaming services like Spotify.

The Quality numbers

ANALOG INPUTS:

High impedance, single ended inputs with RCA terminals.
Selectable gain (0 to 20dB) for each single input.

INTERNAL STREAMER:

Streams and plays all the most diffused digital audio format. Each player is an AirPlay endpoint and Upnp renderer. It can play from DLNA and Upnp Media server, network sharings and USB pluggable storage.

SOUND PROCESSOR:


Each input can be routed to 1 or more outputs.
3-Band equalizer, +15dB/-79dB volume control and L/R balance adjust for each output.

OUTPUTS:

Class D, high efficiency, 2x50 W continuous on 4Ohm, fault protected, stereo outputs. Additional preamplified outputs for active speakers or external amplifiers.

THD+N = 0.1% @ 25W - SNR = 102dB





Audiofy P1

Permits to spread music coming from the 5 analog inputs or from the single internal player to 4 amplified outputs (expandable to 32)

Nr. 1 internal network player
 Nr. 5 single ended inputs
 Nr. 4 amplified stereo out
 Nr. 1 ethernet port
 Nr. 1 EIB/KNX TP port
 Nr. 1 USB port
 Power 230VAC 200W Max

Optionally with server inside



Audiofy P4

Permits to spread music coming from the 2 analog inputs or from the 4 internal players to 4 amplified outputs (expandable to 32)

Nr. 4 internal network player
 Nr. 2 single ended inputs
 Nr. 4 amplified stereo out
 Nr. 1 ethernet port
 Nr. 1 EIB/KNX TP port
 Nr. 1 USB port
 Power 230VAC 200W Max

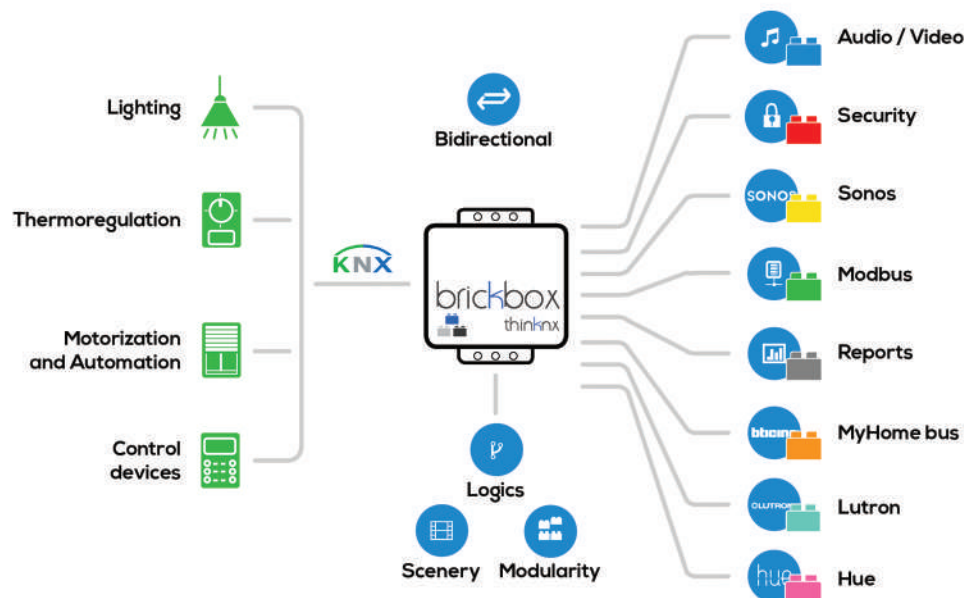
Optionally with server inside



Audiofy E4

Expansion module to add 4 additional outputs to existing P1 or P4 module

Nr. 4 amplified stereo out
 (50W per channel on 4 Ohm speakers)
 Power 230VAC 200W Max



ThinKnx Brickbox: universal modular KNX gateway...

Brickbox is the new ThinKnx product line that allows the connection to KNX plant of systems that don't natively support this protocol. Taking advantage of all the functions already integrated in ThinKnx products, through Brickbox it is possible to control, in a bidirectional and fully configurable way, audio sources like Sonos, multimedia systems, alarm devices and systems based on other buses like Modbus, SCS (MyHome), etc.

It is also possible to use Brickbox to collect data (reporting, KNX logger) or to check in realtime the service continuity of the plant(ping of KNX devices or network). The internal services, available on ThinKnx servers can be found on Brickbox, such as preprogrammable sceneries, generic gateways, alert messaging, logical functions, etc.



Audio Video

This brick allows to control all the audio video devices already integrated in ThinkNrx system from KNX bus.

Multiroom systems, A/V matrices, audio amplifiers, infrared transmitters and so on will send their status to KNX and can be commanded from there. Connection to the devices can be made through a RS232 port or RS485 port.



Sonos

This brick allows to control the popular Sonos multimedial system in a bidirectional way from KNX.

In addition to common use controls, the user can set repeat mode, to play defined tracks (both locals or coming from network services or line-in port) or playlists.

Another important feature consists of the possibility to define grouping among the players and to easily recall them with KNX groups.

Feedbacks information (play, stop, current volume, track, artist, etc.) are available on KNX.



Security

This brick allows the bidirectional control from KNX of all the alarm devices integrated in ThinkNrx system. All the sensors feedbacks are available on KNX. In addition, telegrams can be sent in case of emergency or other programmable events.

It is also possible to control arming and disarming of the alarm device through 14 byte strings. Connections to the security panels can be made through a RS232 port or RS485 port.



Report and integrity

This brick allows to collect data from KNX plants (both locally and on the cloud), to generate reports and to continuously store KNX telegrams (logger modality). All the data can be sent via e-mail to multiple recipients and organized in tables or charts. It allows also to set periodic tests about the correct functioning of KNX devices in the plant (through their physical address) or of devices in the network (ping or test connection through TCP/UDP ports). In case of malfunctioning alarms via SMS or e-mail can be sent.



Philips Hue

This brick allows to control the Philips Hue lights from KNX bus.

In the ThinkNrx system different rules can be created to control Hue elements (lights or groups) from KNX and to receive feedbacks from them.

It is possible to simulate RGB elements or white lamps with presettable light temperature. Created elements can be integrated into scenes and controlled by KNX devices.



MyHome BTicino

This brick allows the bidirectional connection of MyHome BTicino plants to KNX plants.

Through easy-to-fill tables it is possible to set matching among the messages coming from the two worlds.

The device makes possible the control of KNX devices from MyHome buttons and vice versa, allowing the creation of unique supervisions for the complete integration of the two systems.



Modbus

This brick allows the bidirectional connection of Modbus bus (RTU or TCP) to KNX bus. A RS232 and a RS485 ports are available to connect directly to Modbus.

It supports all the standard communication functions and all the datapoint types. It also implements advanced modes of data grouping to optimize reading on Modbus. There are no limitations in the number of usable datapoints.



Lutron

This brick allows the bidirectional connection of Lutron plants to KNX plants.

The integration allows to associate KNX groups to Lutron lights, making the devices in the Lutron plant controllable from KNX buttons or supervision.

The Brickbox makes possible also the control of KNX devices from Lutron buttons, allowing the creation of unique supervisions for the complete integration of the two systems.

Try our products!

TRAINING AND DEMO SERVERS

We think the best way to test our products is to use them, this is why we organize training sessions online or in our offices in Milan and we also distribute a demo version of our servers.

We structure the training session following your needs and requests, so that you can take the most of ThinkNx features and understand its potential.

The demo servers are full-featured, in this way you can try all the features and decide if ThinkNx is what you are looking for. If you aren't satisfied with the server and decide to give it us back, we will refund you.

Your suggestions and comments are always well accepted, that is why we have opened a forum on our website, in which the ThinkNx community can exchange opinions and experiences.



COMMERCIAL POLICY

We always look for new partnerships and collaborations all over the world. If you are an installer, a system integrator or a distributor contact us and you will receive information about our commercial policies.



TECHNICAL SUPPORT

Although ThinKnx system is easy to use, it includes a lot of integrations of third party systems. On our website you can find manuals that explain how to create and configure your ThinKnx project. If you need additional explanations, contact our technical support.

Contacts

📍 Headquarters:
Via Giuseppe Caimi, 8
20136 - Milano, Italy

☎ Phone: +39 02-89155750

✉ Email: thinknx@thinknx.com

Website: www.thinknx.com

MADE IN ITALY

thinknx
