


Data sheet

**KNX TP Multi IO 570.1 secure**

In-/Output and Shutter, 48-fold



(Art. # 5543)

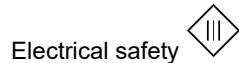
**Application area**

The KNX TP Multi IO 570.1 *secure* is a universal binary interface for building control. It provides 48 I/O lines. Each line can be used as binary input as well as binary output. The peripherals can be fed by an external voltage of 24 V<sub>DC</sub>. Channels which are configured as inputs can be used to control lights or blinds via the KNX network. They also can be used to count impulses, e.g. as interface for energy meters. Channels which are configured as outputs can directly drive signal LEDs, external coupling relays (e.g. 590) or jalousie relays (592).

The integrated USB interface allows establishing a bidirectional connection between a PC and the KNX bus. The USB connector has a galvanic separation from the KNX bus. Both ETS (Version 5.7 or later) and visualization tools support this interface. The configuration of the device is done with ETS, a local download is possible. An easy to read OLED display on the front panel enables a manual operation to test the installation. Furthermore, direct control with ETS is possible without download.

The device supports KNX Data Security.

**Technical Specification**



Electrical safety

- Protection (acc. EN 60529): IP20

CE marking according to

- EMC directive 2014 / 30 / EU
- RoHS directive 2011 / 65 / EU
- EN 63044-3: 2018
- EN 63044-5-1: 2019
- EN 63044-5-2: 2019, EN 63044-5-3: 2019
- EN 61000-6-2: 2019
- EN 61000-6-3: 2021
- EN 63000: 2018

Environmental requirements

- Ambient temp. operating: -5..+45 °C
- Ambient temp. non-op.: -25..+70 °C
- Rel. humidity (non-condensing): 5..93 %

Mechanical data

- Housing: plastic (PC)
- DIN rail mounted device, width: 4 units (72 mm)
- Weight: approx. 200 g

Controls and indicators

- OLED display with 4 buttons
- KNX programming LED (red)

KNX

- Medium TP
- Interface protocol: HID/cEMI
- Max. APDU length: 55
- Device model: System B

Power supply

- KNX Bus approx. 6 mA
- Power supply for I/O lines: 24 V<sub>DC</sub>, ca. 25 mA with no load

Connectors

- Connector for KNX Bus (red / black)
- Pluggable screw connectors (4 poles) for power supply
- Pluggable screw connectors (12 poles) for I/O lines
- Cross-section of connectors: 0.14..1.5 mm<sup>2</sup>
- USB: Connector type C

Output

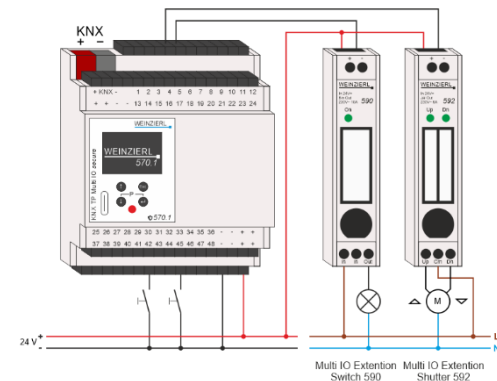
- Open-Drain, each max. 100 mA, incl. flyback diode

Inputs

- Incl. pull-up resistor

**Installation Instructions**

- The device may be used for permanent interior installations in dry locations, within distribution boards or small casings with DIN rail.



**WARNING**

- The device must be mounted and commissioned by an authorized electrician.
- The prevailing safety rules must be heeded.
- The device must not be opened.
- For planning and construction of electric installations, the relevant guidelines, regulations and standards of the respective country are to be considered.

Productdatabase for ETS 5/6  
[www.weinzierl.de/en/products/570.1/ets6](http://www.weinzierl.de/en/products/570.1/ets6)  
 Manual  
[www.weinzierl.de/en/products/570.1/manual](http://www.weinzierl.de/en/products/570.1/manual)  
 CE Declaration  
[www.weinzierl.de/en/products/570.1/ce-declaration](http://www.weinzierl.de/en/products/570.1/ce-declaration)

**KNX**  
**WEINZIERL ENGINEERING GmbH**  
 Achatz 3-4  
 84508 Burgkirchen an der Alz  
 GERMANY  
 Tel.: +49 8677 / 916 36 – 0  
 E-Mail: [info@weinzierl.de](mailto:info@weinzierl.de)  
 Web: [www.weinzierl.de](http://www.weinzierl.de)